

<b>Committee:</b>	PERFORMANCE SELECT COMMITTEE	<b>Agenda Item</b>
<b>Date:</b>	24 JUNE 2008	<b>10</b>
<b>Title:</b>	<b>BEST VALUE PERFORMANCE PLAN 2008</b>	
<b>Author:</b>	Debra Collins - Performance Improvement Officer	Item for decision

---

### Summary

Uttlesford District Council is required to report (by 30<sup>th</sup> June 2008) its performance for 2007/08 via publication of a Best Value Performance Plan (BVPP). It is the Performance Team's intention to produce a BVPP consisting of a statement certifying compliance with the Code of Practice on Workforce Matters along with performance data for all Best Value Performance Indicators (BVPI's) and Local Performance Indicators for 2007/08 as per Government requirements.

As BVPI's have now been replaced by the new National Indicator Set (with effect from 1 April 2008) this is the last year that best value authorities will be required to compile a BVPP.

### Recommendations

That the Performance Select Committee approve the content of the Best Value Performance Plan, including all outturn data and associated narrative, prior to its publication.

### Background Papers

- Performance Improvement Team internal files 2006, 2007 and 2008
- Local Government and Public Involvement in Health Act 2007
- Letter to all Chief Executives of Best Value Authorities – 7 March 2008

### Impact

Communication/Consultation	Copies of the BVPP will be produced in an electronic version. A minimum number of printed copies will be available in a range of locations around the district including reception points and libraries
Community Safety	There are no explicit community safety implications

## Best Value Performance Plan 2008

### Performance Select Committee, item 10

Equalities	The BVPP can be made available in Braille, larger print or translated on request
Finance	The BVPP is made available at low cost
Human Rights	There are no explicit human rights implications
Legal implications	The BVPP is produced according to statutory guidance
Sustainability	Distribution of printed versions of the BVPP will be kept to an absolute minimum

### Situation

1. Uttlesford District Council must publish a Best Value Performance Plan by 30<sup>th</sup> June 2008, a copy of the outturn data is attached.
2. Calculation and data checks have been completed by the Performance Improvement Team on both Best Value and Local Performance Indicators.
3. The BVPP itself will not be subject to an external audit by the Audit Commission, however auditors will review some of the reported 2007/08 BVPI data.

### Legislative Background

4. A Letter to Chief Executives of Best Value Authorities dated 7 March 2008 sets out the reporting requirements for 2007/08 performance data (via the Best Value Performance Plan (BVPP) 2008). The content of the 2008 BVPP will be restricted to the reporting of outturn performance data together with a statement certifying compliance with the Code of Practice on Workforce Matters.

### Production and Circulation




5. The BVPP must be published by 30<sup>th</sup> June. In order to meet this deadline, it will be necessary for the Performance Select Committee to authorise the BVPP and inclusion of any remaining outturn data.
6. It is proposed to make the BVPP available on the internet. A minimum number of printed copies of the BVPP will also be made available for receptions and libraries.

### Performance Data

7. Any remaining gaps in performance data contained within the BVPP will be updated nearer publication date as/when the data becomes available. For several indicators data verification by Essex County Council is still awaited.
8. The BVPP contains details on 78 statutory Best Value performance indicators and 37 local performance indicators




**BVPIs**

**Status** (based on 77\* out of 78 indicators)




	<b>5% or more off target</b>	<b>39% (30)</b>
	<b>Up to 5% off target</b>	<b>8% (6)</b>
	<b>On or above target</b>	<b>53% (41)</b>

\* 1 indicator (BV16b) is a comparison statistic so a status is not applicable

**Direction of Travel** (based on 78 indicators)




<b>Actual Performance Against Annual Data 2006/07</b>		
	<b>Improved</b>	<b>37% (29)</b>
	<b>Not Changed</b>	<b>19% (15)</b>
	<b>Worsened</b>	<b>44% (34)</b>

**Quartile position** (quartile data available for 61 indicators)




<b>Performance against 2006/07 quartiles (based on last audited data)</b>		
	<b>Top Quartile</b>	<b>36% (22)</b>
	<b>Neither</b>	<b>36% (22)</b>
	<b>Bottom Quartile</b>	<b>28% (17)</b>

**LPIs**

**Status** (based on 37 indicators)

5% or more off Target	Up to 5% off target	On or above target
		
11	6	20
30%	16%	54%

**Direction of Travel** (change applicable to 34\* indicators)

PIs Worsened Long Term	PIs Not Changed Long Term	PIs Improved Long Term
		
15	3	16
44%	9%	47%

\* Change in direction of travel not available for 3 indicators which were new for 2007/08 (H5, H6a and H6b)

**Risk Analysis**

Risk	Likelihood	Impact	Mitigating actions
<b>Best Value Performance Plan is non-compliant</b>	1	3	<b>Legislative guidance is followed closely to ensure audit compliance. The Performance Improvement Team will complete data checks to ensure BVPIs are calculated correctly. In addition, Internal Audit will carry out checks on a sample of BVPIs that have been identified as 'higher risk'.</b>